



2026 SPRING RECITAL GUIDE

DRESS REHEARSAL
RECITAL NIGHTS
TICKET INFORMATION
COSTUME INFORMATION
PERFORMANCE EXTRAS
RECITAL TIPS
FINALE INFO
BACKSTAGE
REQUIRED SHOES
HAIR TUTORIAL

NOTE DAYS & TIMES COULD CHANGE

Please message us for any questions





DRESS REHEARSAL DATE COMING SOON BIG RAPIDS HIGH SCHOOL

Dancers need to be on stage and ready to stretch at
2:00pm.

Bring all costumes, tights, shoes & accessories!
Hair must be in a bun!


We will go over the finale first, then students may leave
once they are done performing all of their routines.

*Note that Friday and Saturday students will stay the
whole time until the end of finale*

Note: Dress rehearsal could last 2 hours, depending
where your dancer's class falls in our lineup!

**All students 12 & under will need one adult backstage
with them at all times.**





RECITAL NIGHTS DATE COMING SOON BIG RAPIDS HIGH SCHOOL

Dancers need to be on stage and ready to stretch at
6:00pm.

All students 12 & under will need one adult with them
backstage at all times.

No food or drinks in the dressing rooms, but you can
have them in the hallways.

Please stay near your dressing room so our staff is able
to find your student in time for their performance.

All students must stay back stage until the Finale. If you
exit the dressing room hallway, you will not
be able to re-enter. The door will be locked.

Doors open at 6:30 and the show begins at 7:00!



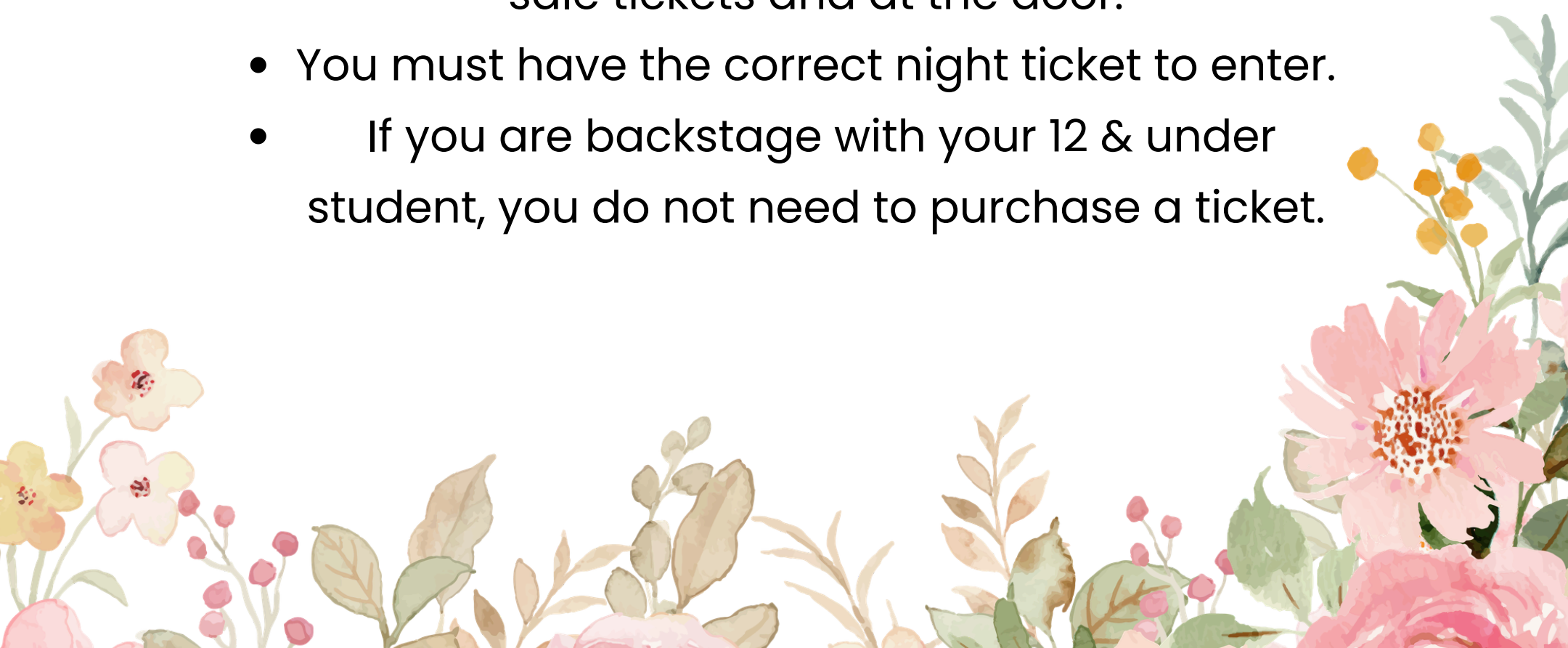


TICKET INFORMATION

Tickets Required – Just like school sports & theater, tickets help cover event costs.

✓ Price: \$10 Pre-Sale or \$15 at the door.

Please note 400 ticket max each night!

- Children 2 & under get in free (must sit on a lap).
 - Performing dancers do not need a ticket for the show they are dancing in.
 - Cash, check or card options available for pre-sale tickets and at the door.
 - You must have the correct night ticket to enter.
 - If you are backstage with your 12 & under student, you do not need to purchase a ticket.
- 



COSTUME INFORMATION

Strings of ballet shoes need to be tucked in or tied and cut short.

No stickers on tap shoes.

If tights rip at recital, you must buy a new pair before going on stage. Please talk to a staff member for new ones.

No nail polish or jewelry! You will be asked to remove it.

Hair: **MUST** be pulled back into a bun and all fly aways will be sprayed down.

Short hair needs to be pinned back.

Hair pieces: Right side of the dancer is right!

Makeup: optional, but light, neutral colors only.

Underwear: White or nude undies only! You can see other colors through your costume and tights!

Bra straps: Must be clear or nude! We offer nude leotards for purchase to wear under your costume.

Your student must be wearing correct class required shoes. You must order any needed shoes 3 weeks before dress rehearsal. Please refer to shoe page attached.

Your student must wear the mandatory tights and nude leotard during recital.





PERFORMANCE EXTRAS

Video and photography are allowed during the performance, but please no flash photography.

Flowers:

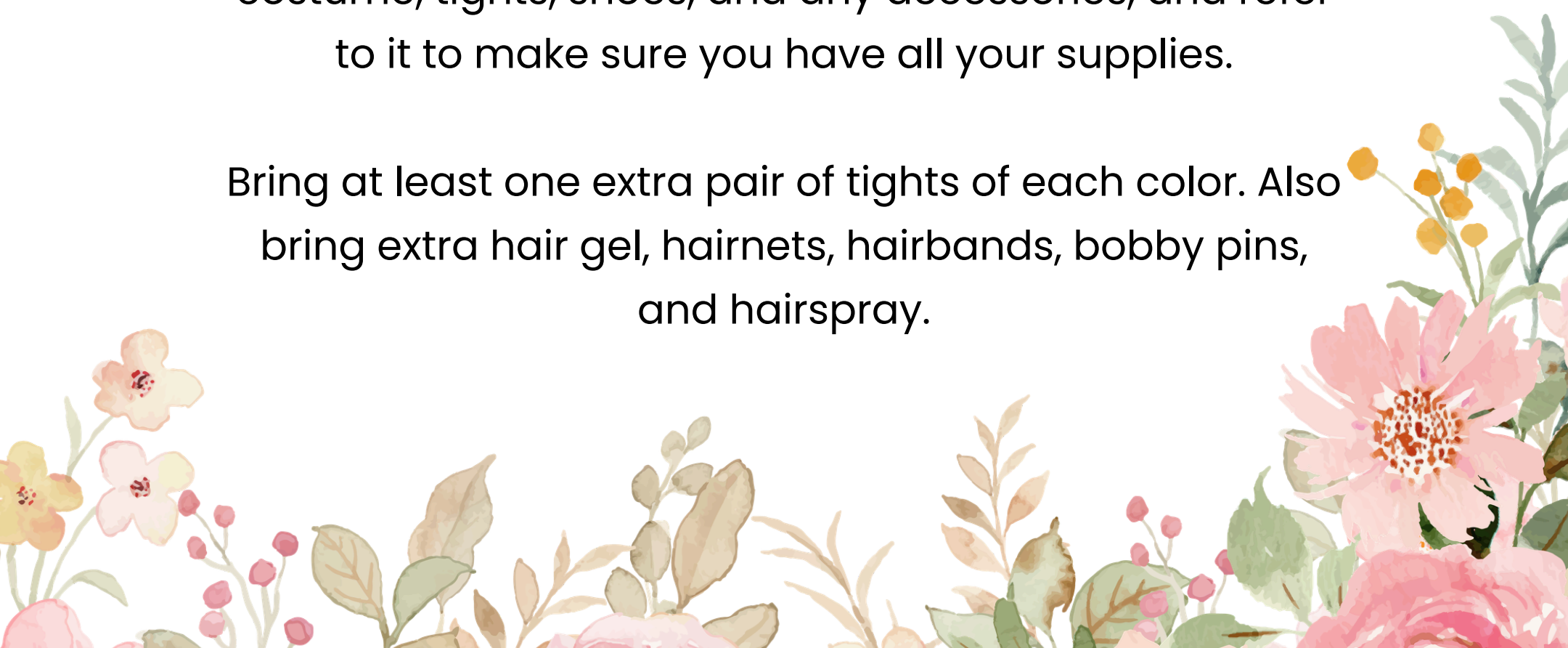
Flowers will be available for purchase at recital.
Possibility of selling out.

BE PREPARED

The recital isn't a one day activity. Gather all costumes, accessories, shoes, and makeup several days in advance so you'll know if something is missing.

Make a checklist of your child's routines, listing the costume, tights, shoes, and any accessories, and refer to it to make sure you have all your supplies.

Bring at least one extra pair of tights of each color. Also bring extra hair gel, hairnets, hairbands, bobby pins, and hairspray.





RECITAL TIPS

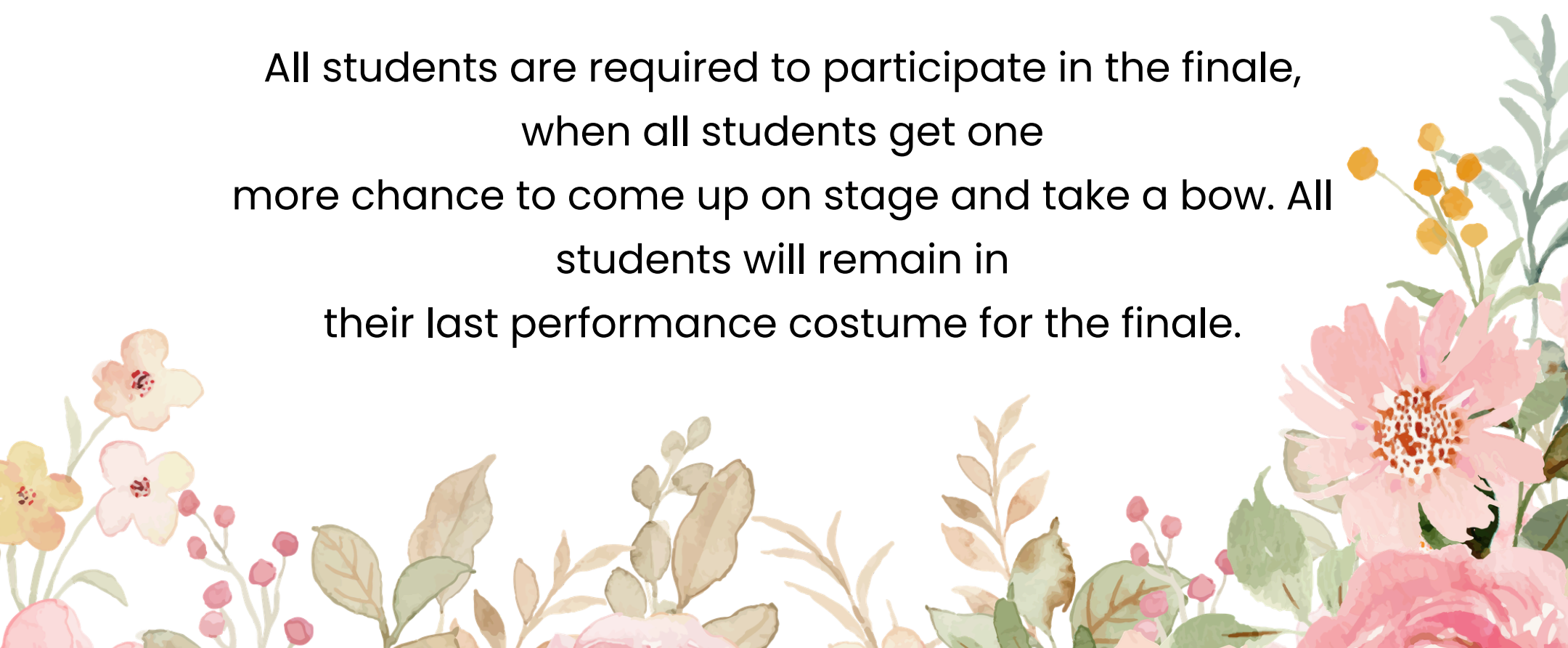
- Always have a 2nd pair of tights available.
- Hang costumes in a garment bag before each performance.
- Place student name in all costumes and shoes.
-

Other items to bring:

- Baby wipes (to fix makeup or mistakes)
- Safety pins (for emergency repairs)
- Clear nail polish (to repair minor holes or runs in tights)
- Band aids (the invisible kind)

FINALE

All students are required to participate in the finale, when all students get one more chance to come up on stage and take a bow. All students will remain in their last performance costume for the finale.






DRESS REHEARSAL GUEST AND BACKSTAGE GUEST

We hold a closed dress rehearsal. Only one parent or guardian may accompany each student to the dress rehearsal. Please, no siblings who do not dance!

Ages 12 and under need an adult backstage each show night.

Dress rehearsal is a great way to find a parent to swap nights with!

For example Parent A will watch child A & B on Friday and parent B will watch child A & B on Saturday



REQUIRED SHOES

Class Shoes:	Photo Example:
Tiny Tutu's Ballet Pink Ballet Shoes	
Ballet 1-4 Ballet Pink Ballet Shoes	
Tiny Tappers Black Velcro Tap Shoes	
Tap 1-4 Black Slip on Tap Shoes	
Mini Movers Black Slip on Jazz Shoe	
Hiphop 1-4 White Sneakers	
Jazz 1-4 Black Slip On Jazz Shoe	

**IF YOU NEED SHOES
PLACE ORDER 3 WEEKS
BEFORE DRESS REHEARSAL**


Lyrical 1-4 Tan Turners	
Tumble Tots White Acro Shoe	
Cheer & Tumble 1-4 White Acro Shoe	
Acro Class White Acro Shoe	
Musical Theater Black Slip on Jazz Shoe	



HAIR GUIDE



How to make a dancer bun

1. PULL YOUR HAIR BACK INTO A PONYTAIL AND SECURE WITH AN ELASTIC.
 2. TWIST THE BUN INTO A ROPE AND WRAP THE ROPE IN A CIRCLE AROUND THE ELASTIC.
 3. USE HAIRPINS TO SECURE THE BUN TO YOUR HEAD.
 4. WRAP A HAIR NET AROUND THE BUN AND SECURE WITH MORE PINS TO SECURE ALL THE LOOSE HAIRS.
 5. USE HAIRSPRAY, GEL, OR BOBBY PINS / CLIPS TO TAME THE LOOSE HAIRS AWAY FROM YOUR FACE.
- 

Click **HERE** for video



LINEUP

COMING SOON

